

Model 3158

High Power Biconical Antenna

User Manual



Model 3158 shown with pedestal

 **ETS-LINDGREN**[™]
An ESCO Technologies Company

ETS-Lindgren L.P. reserves the right to make changes to any product described herein in order to improve function, design, or for any other reason. Nothing contained herein shall constitute ETS-Lindgren L.P. assuming any liability whatsoever arising out of the application or use of any product or circuit described herein. ETS-Lindgren L.P. does not convey any license under its patent rights or the rights of others.

© Copyright 2000–2009 by ETS-Lindgren L.P. All Rights Reserved. No part of this document may be copied by any means without written permission from ETS-Lindgren L.P.

Trademarks used in this document: The *ETS-Lindgren* logo and *FACT* are trademarks of ETS-Lindgren L.P.

Revision Record
MANUAL, MODEL 3158 HIGH POWER BICON | Part #399262, Rev. D


Revision	Description	Date
A	Initial Release	December, 2000
B	Updates / edits	March, 2002
C	Updated <i>Assembly and Mounting Instructions</i> ; Rebrand	February, 2009
D	Updated data; updated photos	May, 2009

Table of Contents

Notes, Cautions, and Warnings	v
1.0 Introduction	7
ETS-Lindgren Product Information Bulletin	8
2.0 Maintenance	9
Annual Calibration	9
Maintenance of Fiber Optics.....	9
Service Procedures	10
3.0 Specifications	11
Electrical Specifications	11
Physical Specifications	11
4.0 Assembly and Mounting Instructions	13
5.0 Typical Data	17
Data from MIL-STD-461F/RTCA DO-160 Setup (No Bench)	17
MIL-STD-461F/RTCA DO-160 Setup (No Bench).....	18
Data from ISO 11451-2 Setup	19
ISO 11451-2 Setup.....	20
Data from ECE Regulation 10 Setup	21
Appendix A: Warranty	23

This page intentionally left blank.

Notes, Cautions, and Warnings

	<p>Note: Denotes helpful information intended to provide tips for better use of the product.</p>
<p>CAUTION</p>	<p>Caution: Denotes a hazard. Failure to follow instructions could result in minor personal injury and/or property damage. Included text gives proper procedures.</p>
<p>WARNING</p>	<p>Warning: Denotes a hazard. Failure to follow instructions could result in SEVERE personal injury and/or property damage. Included text gives proper procedures.</p>



See the ETS-Lindgren *Product Information Bulletin* for safety, regulatory, and other product marking information.

This page intentionally left blank.

1.0 Introduction

The **ETS-Lindgren Model 3158 High Field Biconical Antenna** is specifically designed for Immunity testing.

This linearly-polarized transmit antenna is optimized to generate high levels of electromagnetic fields in the range of 20 MHz to 120 MHz.



Model 3158 shown with pedestal

The ability of the Model 3158 to handle high power levels over a broadband makes it excellent for use in Radiated Susceptibility testing.

The biconical elements are made from welded aluminum tubing. The 4-to-1 ratio balun network is fabricated from G10 fiberglass and specially machined brass and aluminum support and contact parts. The bifilar inductors of the balun are wound in precision-machined cuts to provide high barrier insulation between windings while simultaneously giving good coupling between bifilar windings.

During manufacturing each Model 3158 is individually calibrated using the three antenna method of calibration. The results of the calibration are tabulated and included with the antenna.

ETS-Lindgren Product Information Bulletin

See the ETS-Lindgren *Product Information Bulletin* included with your shipment for the following:

- Warranty information
- Safety, regulatory, and other product marking information
- Steps to receive your shipment
- Steps to return a component for service
- ETS-Lindgren calibration service
- ETS-Lindgren contact information

2.0 Maintenance

CAUTION

Before performing any maintenance, follow the safety information in the ETS-Lindgren *Product Information Bulletin* included with your shipment.



Maintenance of the Model 3158 is limited to external components such as cables or connectors.

If you have any questions concerning maintenance, contact ETS-Lindgren Customer Service.

Annual Calibration

See the *Product Information Bulletin* included with your shipment for information on ETS-Lindgren calibration services.

Maintenance of Fiber Optics

Fiber optic connectors and cables can be damaged from airborne particles, humidity and moisture, oils from the human body, and debris from the connectors they plug into. Always handle connectors and cables with care, using the following guidelines.



Before performing any maintenance, disconnect the fiber optic cables from the unit and turn off power.

When disconnecting fiber optic cables, apply dust caps to the ends to maintain their integrity.

Before connecting fiber optic cables, clean the connector tips.

Before attaching connectors, clean them with moisture-free compressed air.

Failure to perform these tasks may result in damage to the fiber optic connectors or cables.

Service Procedures

For the steps to return a system or system component to ETS-Lindgren for service, see the *Product Information Bulletin* included with your shipment.

3.0 Specifications

Electrical Specifications

Frequency Range:	20 MHz to 120 MHz
VSWR Ratio:	<ul style="list-style-type: none">• Typical—2:1• Maximum—5:1
Maximum Input Power:	5 kW
Input Impedance:	50 Ω
Connector:	7/16 DIN female

Physical Specifications

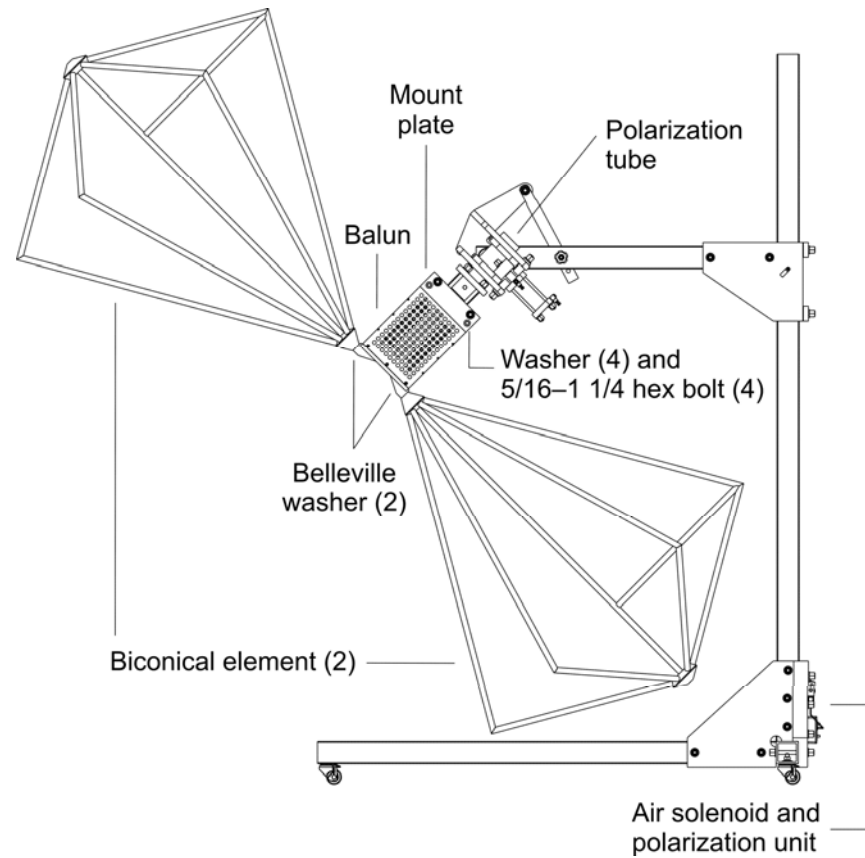
Length:	1.14 m (3.74 ft)
Width:	3.00 m (9.84 ft)
Height:	1.14 m (3.74 ft)
Tilt Range:	0° to 45°

This page intentionally left blank.

4.0 Assembly and Mounting Instructions

CAUTION

Before connecting any components, follow the safety information in the ETS-Lindgren *Product Information Bulletin* included with your shipment.

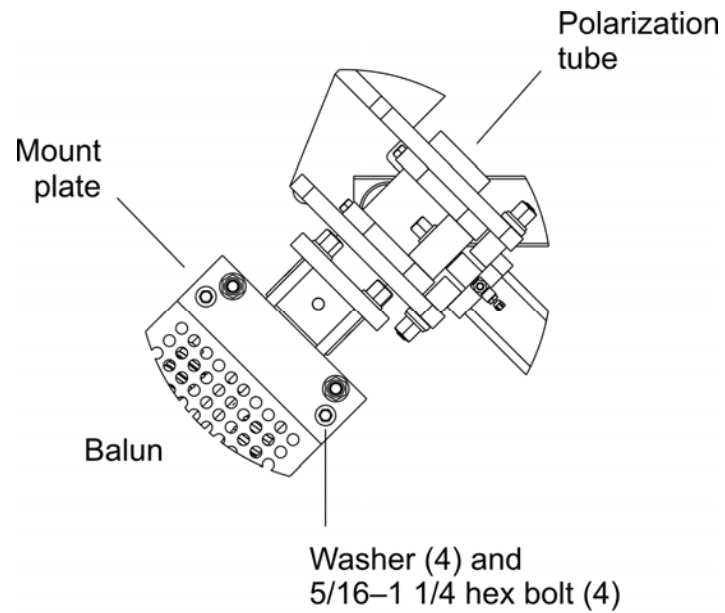


The Model 3158 High Power Biconical Antenna is shipped unassembled, and includes these parts:

- Balun
- Biconical element (2)
- Pedestal
- Belleville washer (2)
- Washer (4) and 5/16–1 1/4 hex bolt (4)
- Air solenoid nylon tube
- Fiber optic polarization cable



Due to the size of the antenna, you must mount the balun onto the pedestal before you attach the elements.



1. Run your antenna cable through the polarization tube and attach it to the connector on the bottom of the balun.

2. Place the bottom of the balun in the mount plate. Insert two washers and two hex bolts on both sides of the mount plate to firmly secure the balun in place.

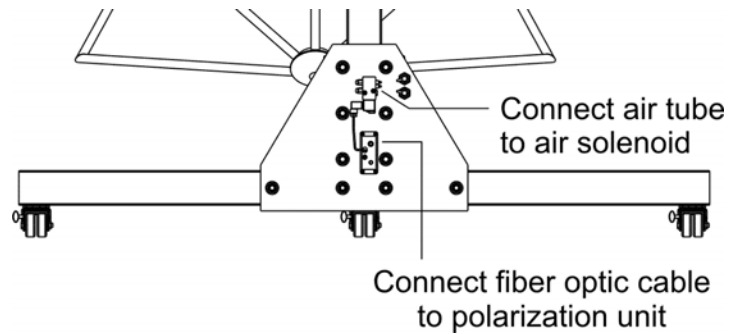
CAUTION

Do not cross thread any connections or permanent damage could occur.

3. Slide a belleville washer onto the threaded screw end of one of the biconical elements.
4. Line up the screw threads on the element with the receptacle hole on the balun and turn the element until it is firmly secured in the balun.
5. Repeat step 3 and step 4 for the remaining biconical element.

CAUTION

Damage to the pneumatic system may occur if the air supply exceeds the maximum 50 psi–70 psi.



6. Connect the air solenoid tube to the air solenoid located on the back of the pedestal. Connect the other end to your air supply.



The Model 2090 (or next generation ETS-Lindgren controller, if applicable) is a separate component required for operation.

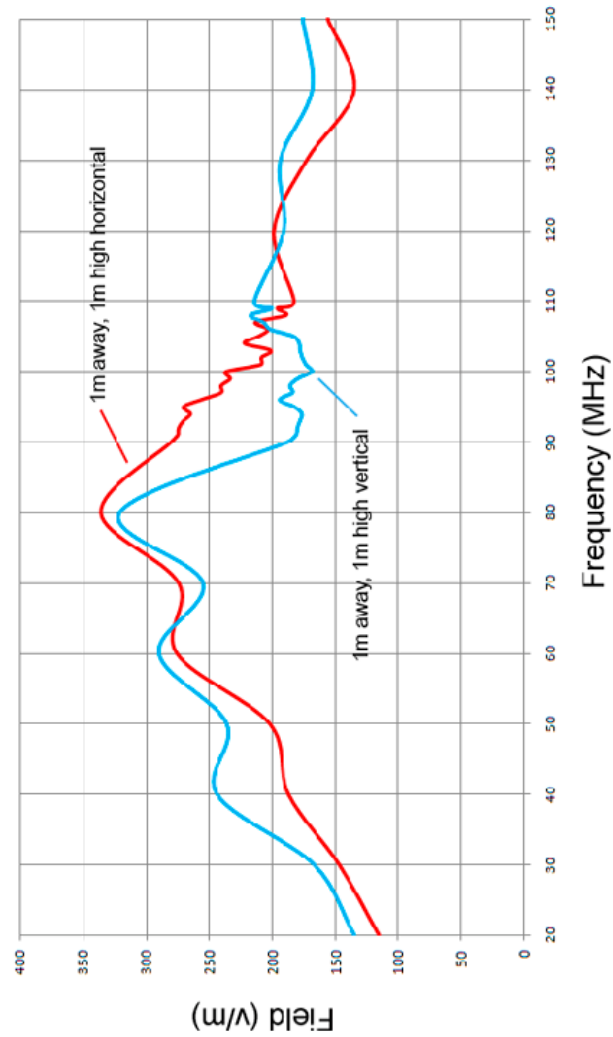
7. Connect the fiber optic polarization cable to the polarization unit located on the back of the pedestal. Connect the other end to the Model 2090 Multi-Device Controller.

5.0 Typical Data




All data was measured in an ETS-Lindgren FACT™ 3 chamber; field for a 5-kW input.

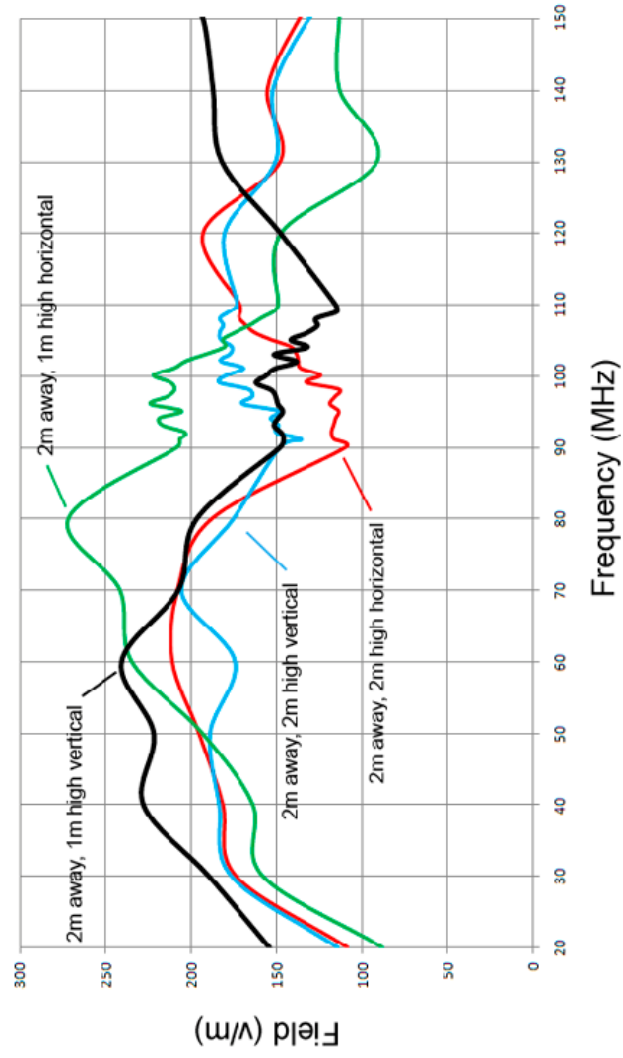
Data from MIL-STD-461F/RTCA DO-160 Setup (No Bench)



MIL-STD-461F/RTCA DO-160 SETUP (No BENCH)



Data from ISO 11451-2 Setup



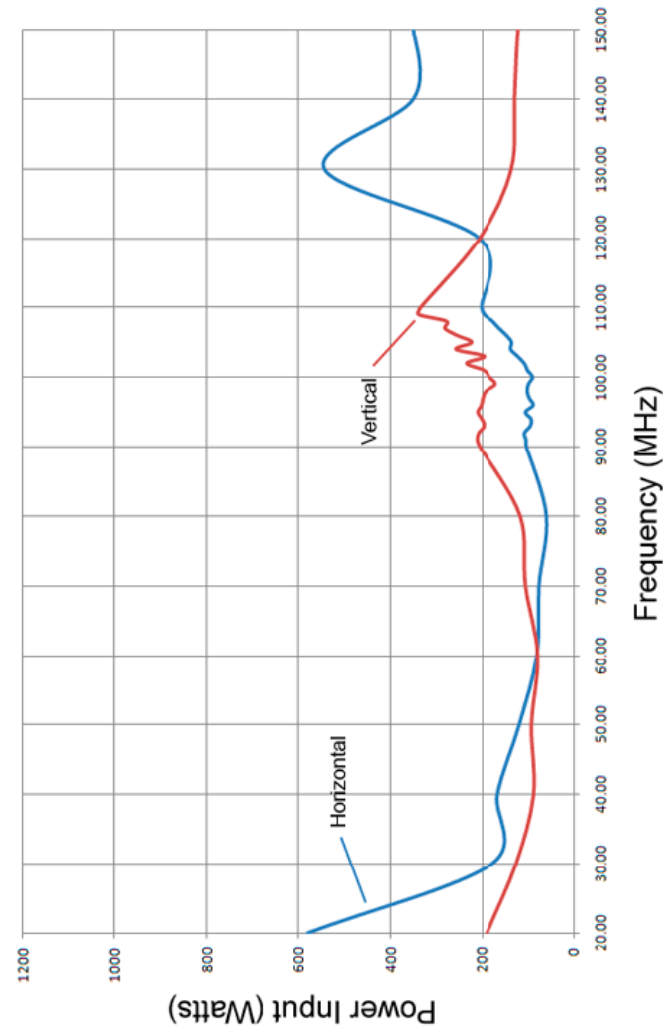
ISO 11451-2 SETUP



Data from ECE Regulation 10 Setup



Power input for 30 V/m at 2 meters from the antenna and 1 meter over the ground.



This page intentionally left blank.

Appendix A: Warranty



See the *Product Information Bulletin* included with your shipment for the complete ETS-Lindgren warranty for your Model 3158.

DURATION OF WARRANTIES FOR MODEL 3158

All product warranties, except the warranty of title, and all remedies for warranty failures are limited to two years.

Product Warranted	Duration of Warranty Period
Model 3158 High Power Biconical Antenna	2 Years